



RESEARCH
FOUNDATION CUNY

RFCUNY Digital Mailbox User Guide

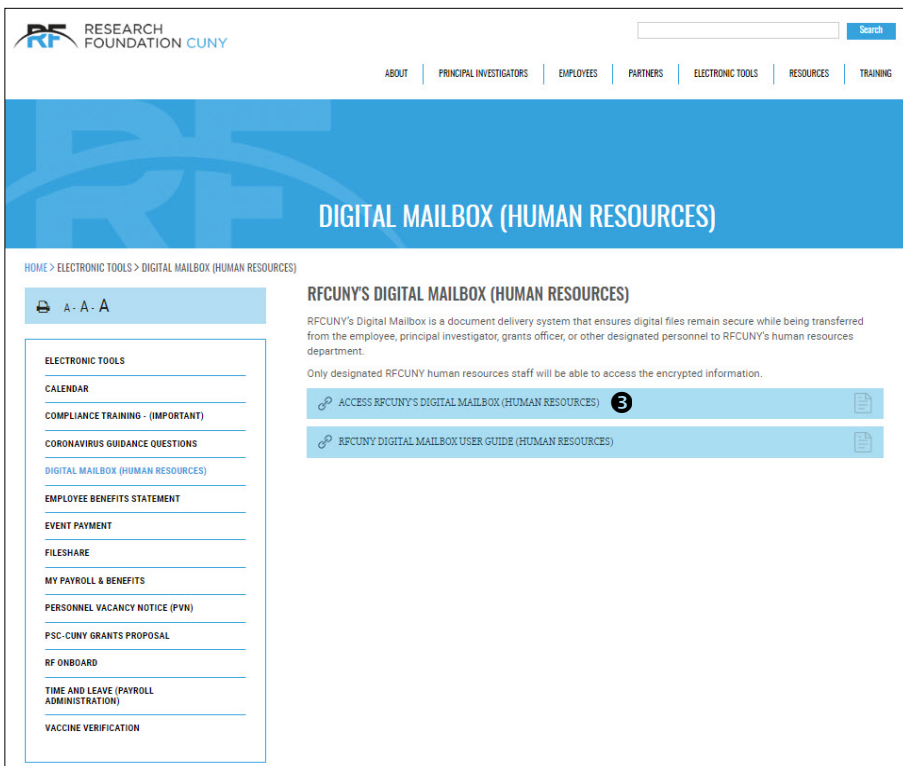
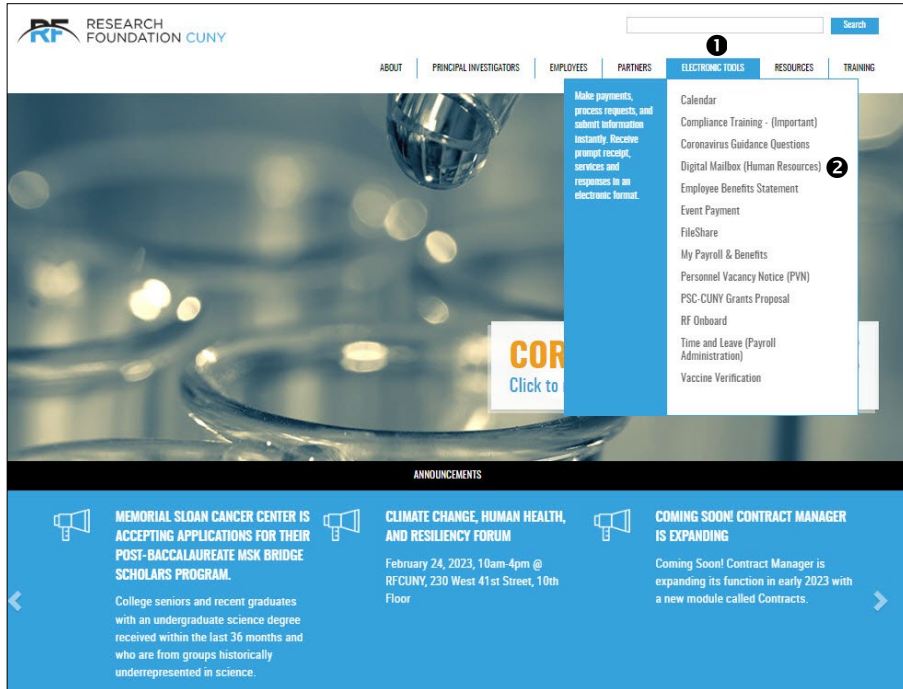
Human Resources



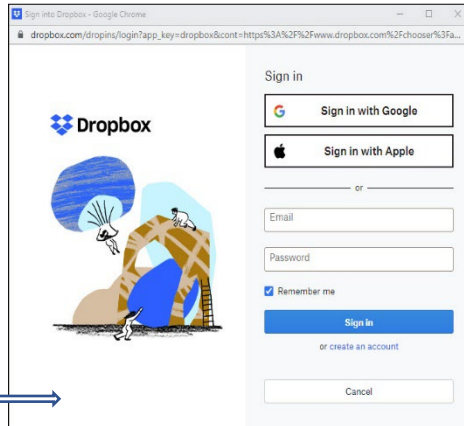
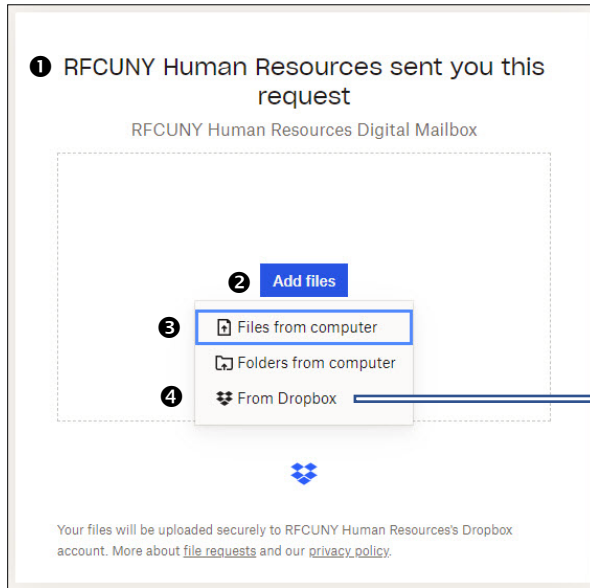
Updated Jan. 2023

RFCUNY Digital Mailbox User Guide (Human Resource)

We begin with logging in, then hover over **Electronic Tools** ❶, a drop menu will appear. Scroll down to **Digital Mailbox** ❷ and click on the link. After clicking on the link, select **Access RFCUNY's Digital Mailbox (Human Resources)** ❸.



The **RFCUNY HR Digital Mailbox ❶** will open. Next, hover over the **Add Files ❷** button and a **drop-down menu ❸** will appear. If you choose one of the first two options, a window will open on your computer so you can locate the file(s). Choose the file then click **Open** and the file will attach as seen in number **❹**. Next, fill in your name and email **❺**. Click **Upload ❻** and the process is complete **❼**. You can then **Upload ❽** more files if required.



Please Note: If you choose **From Dropbox ❺**, the window above will open for you to sign into your account or create an account.

